

## PAC-N118IC

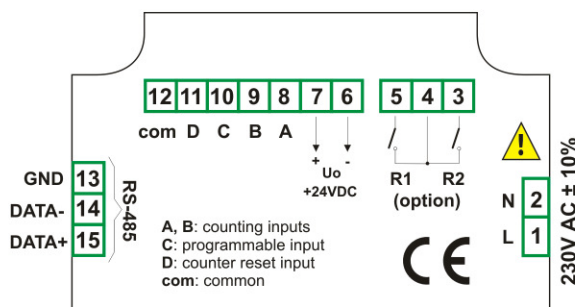
- multi-purpose counter with batching function
- in a wall mounted IP 65 case
- 2 pulse counting inputs
- 1 programmable function input
- 1 counter reset input
- 0 or 2 relay outputs (or OC)

The universal, programmable counter PAC-N118IC is equipped with two independent counting inputs that can operate in various configurations (pulse or quadrature).

Additional programmable input can change basic function of counting inputs (addition or subtraction of pulses from inputs, change the direction of counting) or hold counting without clearing. The PAC-N118IC counter features an independent reset input. It has 2 relay (or OC) outputs with programmable thresholds, which can be used to control external equipment. Built in RS-485 communication interface enables controlling of all settings by host, and allows use of unit in advanced network systems.

- universal counting input (quadrature, pulse),
- digital debouncing filter,
- programmable multiplier, divider, offset and decimal point position,
- 4 counter reset sources (manual, ext, auto, modbus),
- programmable relays operation mode (over and under setpoint),
- relays (or OC) operation time programmable to 99 min.,
- ACCESS option for easy threshold modification,
- available with AC and DC power supply versions.

### Exemplary pin assignment



### Ordering


PAC-N118IC-15XX-1-X-XX5-N1

**number of outputs:**  
0  
2

**type of outputs:**  
0 : no output  
1 : REL  
2 : OC

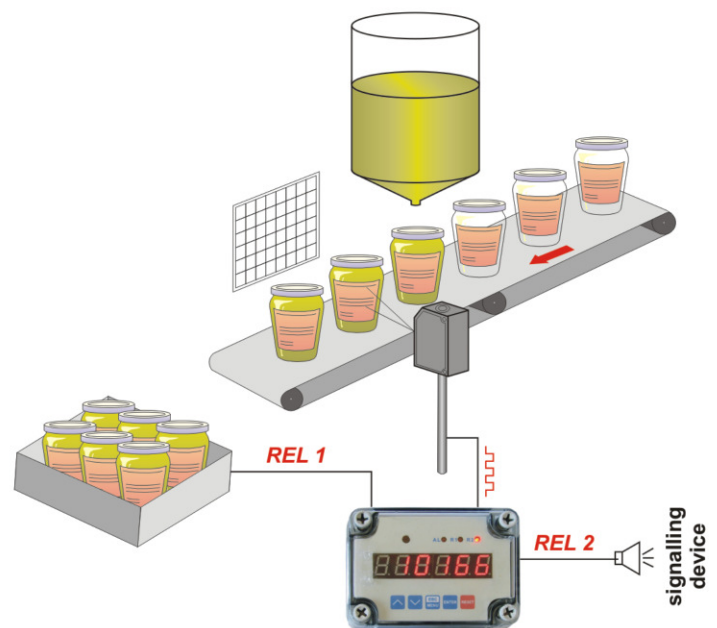
**options:**  
00 : no options  
08 : operating temp.  
-20°C...50°C

**power supply:**  
1 : 24V DC  
2 : 230V AC  
8 : 110V AC



### Typical applications

Measuring the number of filled jars with alarm signalling.



### Technical data

**Power supply:** 230V AC ± 10%, 110V AC ± 5% or 24V DC (non separated)

**Power consumption:** for 230V AC and 110V AC: max. 2,6 VA; for 24V DC: max. 4,5 W

**Display:** LED, red, 6 x 13 mm high, with 8-step adjustment of brightness

**Inputs:** pulse, galvanically isolated

- A and B inputs - counting (down-up and up-down or quadrature)
- C input - programmable function
- D input - counter reset
- COM - common

**Input levels:** low: 0 V ± 1 V  
high: 10 V ± 30 V

**Max. input frequency:** electronic sensor: 10 kHz / 5 kHz (for quadrature)  
contact sensor: max. 90 Hz (adjustable filter)

**Displayed values range:** from -99999...999999 + decimal point

**Outputs:** 0 or 2 relays 1A/250V AC (cosφ=1) or OC 30mA/30VDC/100 mW

**Transducer power supply output:** 24V DC, non-stabilized, not insulated from measuring inputs; for 230V and 110V AC power supply: ± 3V max. 25 mA; for 24V DC power supply: ± 15% max. 100 mA

**Communication interface:** RS-485, 8N1 and 8N2, 1200...115200 bit/s, Modbus RTU (not galvanically isolated)

**Data memory:** non-volatile memory, EEPROM type

**Operating temperature:** 0...50°C (standard), -20...50°C (option)

**Storage temperature:** -10...70°C, -20...70°C (depending on version)

**Protection class:** IP 65

**Case:** wall-mounted

**Case material:** ABS + fibreglass

**Case dimensions:** without glands: 110 x 80 x 67 mm; with glands: 110 x 105 x 67 mm